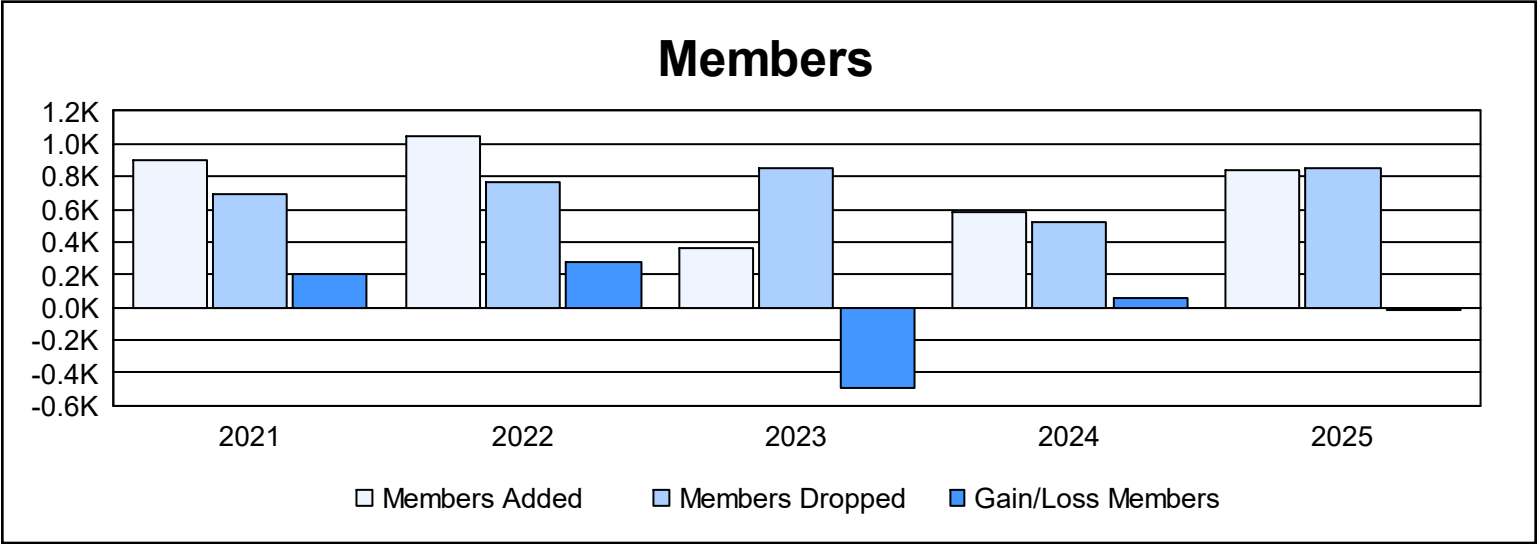
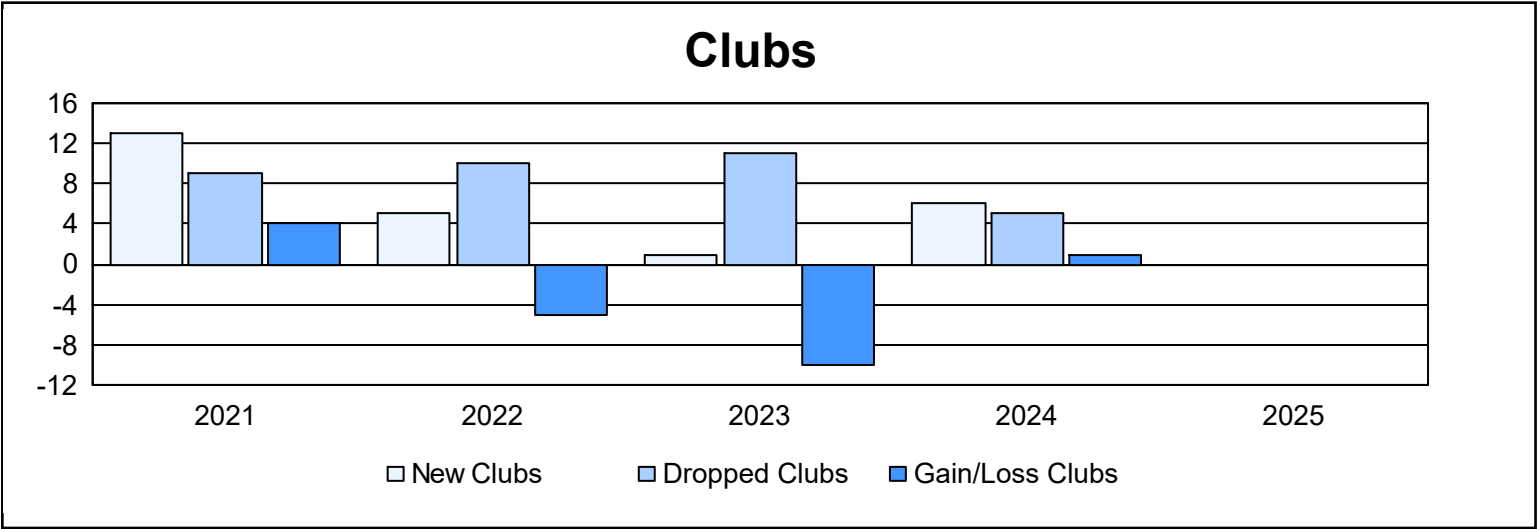
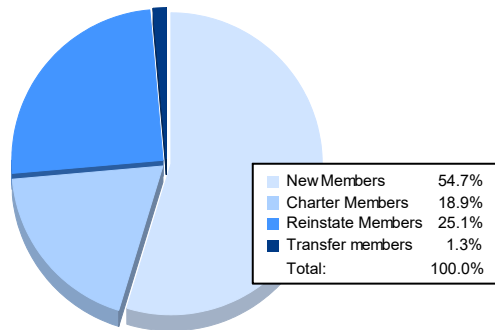


| Year      | New Clubs | Dropped Clubs | Gain/ Loss Clubs | New Members | Charter Members | Reinstate Members | Transfer Members | Total Member Added | Total Members Dropped | Gain/ Loss Members |
|-----------|-----------|---------------|------------------|-------------|-----------------|-------------------|------------------|--------------------|-----------------------|--------------------|
| 2020-2021 | 13        | 9             | 4                | 479         | 321             | 94                | 10               | 904                | 698                   | 206                |
| 2021-2022 | 5         | 10            | -5               | 623         | 234             | 159               | 27               | 1,043              | 761                   | 282                |
| 2022-2023 | 1         | 11            | -10              | 304         | 32              | 17                | 9                | 362                | 850                   | -488               |
| 2023-2024 | 6         | 5             | 1                | 269         | 194             | 93                | 22               | 578                | 518                   | 60                 |
| 2024-2025 |           |               |                  | 457         | 158             | 210               | 11               | 836                | 852                   | -16                |
| Average   | 6         | 9             | -3               | 426         | 188             | 115               | 16               | 745                | 736                   | 9                  |



## Membership Composition

### June 2025 Cumulative



## Gender Composition

### June 2025 Cumulative

